

FOR LEASE



CLIFF AVENUE PLAZA

RETAIL SPACE

Bender
COMMERCIAL



**5004 SOUTH CLIFF AVENUE
SIOUX FALLS, SD**



2,100 SF



**\$18.50/SF NNN
EST NNN: \$4.99/SF**

- Retail space with drive-thru located in Cliff Avenue Plaza along high traffic Cliff Avenue near 57th Street.
- Open retail space with walk-in cooler.
- Small office/storage area with restroom.
- Pylon and building signage available.
- Great visibility with a daily traffic count of 17,800 vehicles along Cliff Avenue.
- Estimated NNN: \$4.99/SF plus management fee.
- TI allowance negotiable.
- **Three (3) months free rent with acceptable lease terms.**

ANDI ANDERSON, SIOR | andi@benderco.com | 605-782-1660





Bender Commercial Real Estate Services | 305 West 57th Street | Sioux Falls, SD 57108 | 605-336-7600 | benderco.com

© 2025 Bender Companies. Information herein deemed reliable, but not guaranteed.

CLIFF AVENUE PLAZA



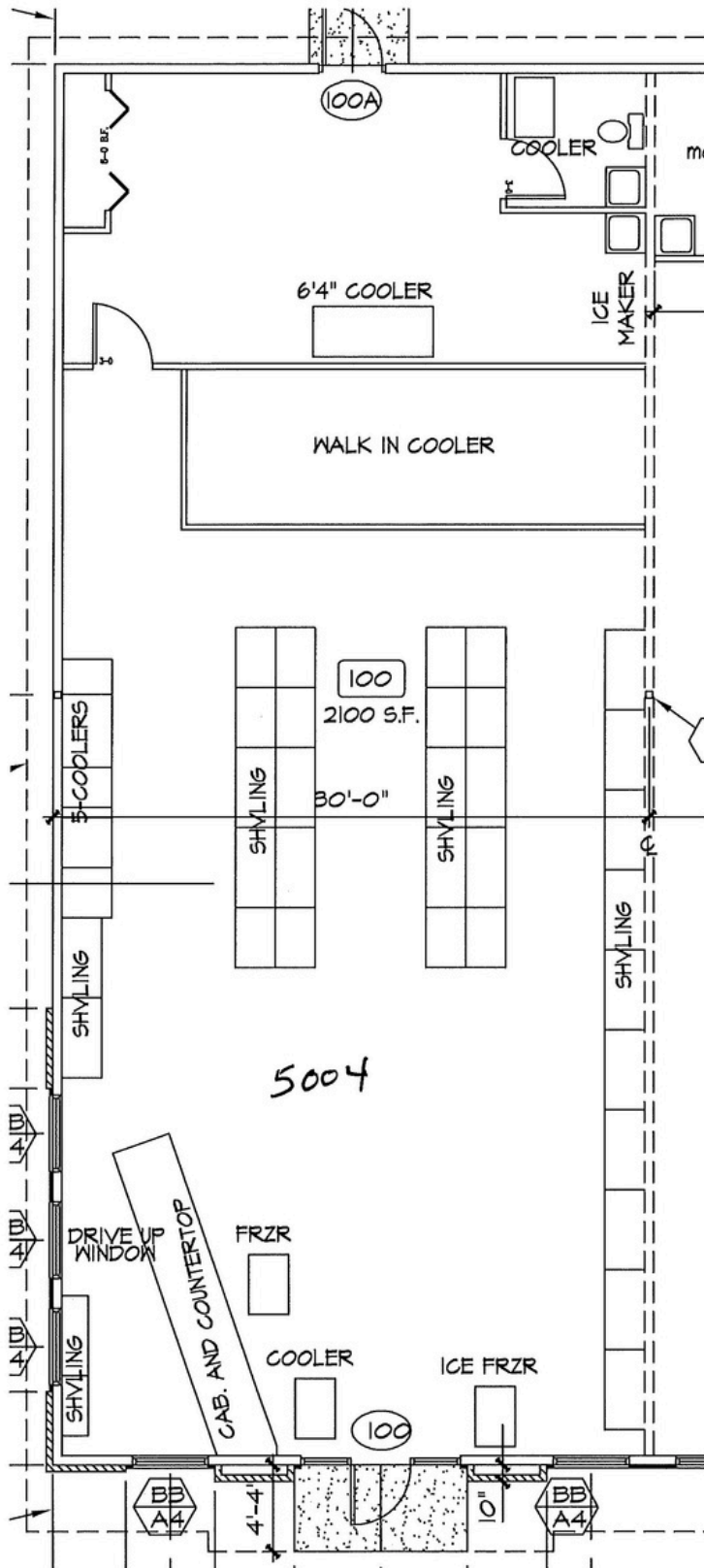
RETAIL SPACE FOR LEASE



CLIFF AVENUE PLAZA



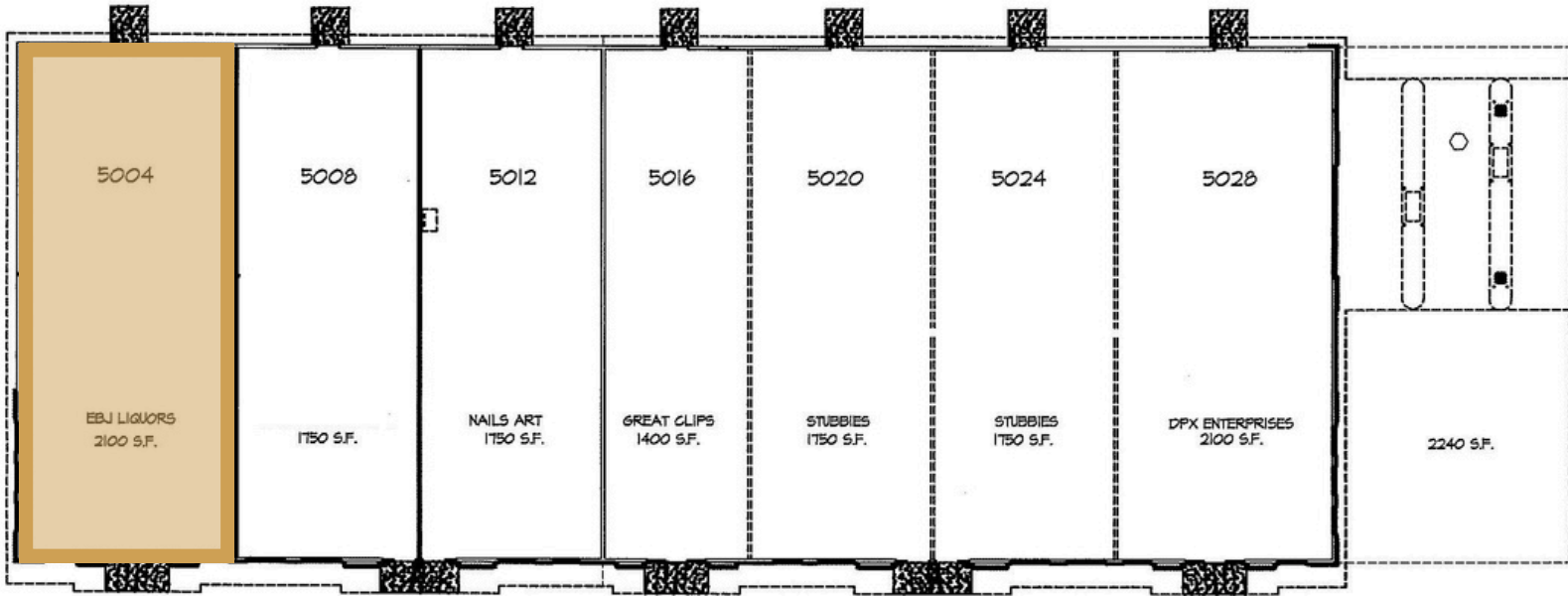
RETAIL SPACE FOR LEASE



CLIFF AVENUE PLAZA



RETAIL SPACE FOR LEASE



CLIFF AVENUE PLAZA



RETAIL SPACE FOR LEASE



CLIFF AVENUE PLAZA



3-MILE DEMOGRAPHICS

Key Facts

KEY FACTS

75,188

Population



2.4

Average Household Size

37.7

Median Age

\$86,547

Median Household Income

EDUCATION

2.5%

No High School Diploma



19.5%

High School Graduate



27.7%

Some College/ Associate's Degree



50.3%

Bachelor's/Grad/ Prof Degree

BUSINESS



3,129

Total Businesses



37,259

Total Employees

EMPLOYMENT



70.5%

White Collar



16.1%

Blue Collar



13.4%

Services

1.1%

Unemployment Rate

INCOME



\$86,547

Median Household Income



\$47,790

Per Capita Income



\$277,819

Median Net Worth

2024 Households by income (Esri)

The largest group: \$100,000 - \$149,999 (20.9%)

The smallest group: \$15,000 - \$24,999 (3.9%)

Indicator ▲	Value	Diff		
<\$15,000	5.4%	+2.2%		
\$15,000 - \$24,999	3.9%	0		
\$25,000 - \$34,999	6.4%	+1.4%		
\$35,000 - \$49,999	11.3%	-1.7%		
\$50,000 - \$74,999	16.6%	-2.0%		
\$75,000 - \$99,999	12.2%	-0.4%		
\$100,000 - \$149,999	20.9%	+0.2%		
\$150,000 - \$199,999	10.7%	-1.0%		
\$200,000+	12.7%	+1.6%		

Bars show deviation from Lincoln County